

Experience Guide



BILL & MELINDA
GATES *foundation*
DISCOVERY CENTER

About this Guide

Visitors can use this guide to help them prepare for a visit to the Discovery Center. Learn about what you will see and what you can do when you visit.

<https://www.discovergates.org/visit/>

Contents

Getting to the Discovery Center.....	4
By Car.....	5
By Bus.....	6
By Light rail/Monorail.....	7
Entering the Discovery Center.....	8
Restrooms at the Discovery Center	9
Wayfinding at the Discovery Center.....	10
What will I see.....	11-15
What will I see—Special Exhibition.....	13
Accessibility	16

Getting to the Discovery Center

The Discovery Center is located across the street from Seattle Center and The Space Needle. You can get here by car, light rail, monorail, or by bus. Find out more about transport on our Getting Here page.

<https://www.discovergates.org/visit/getting-here/>

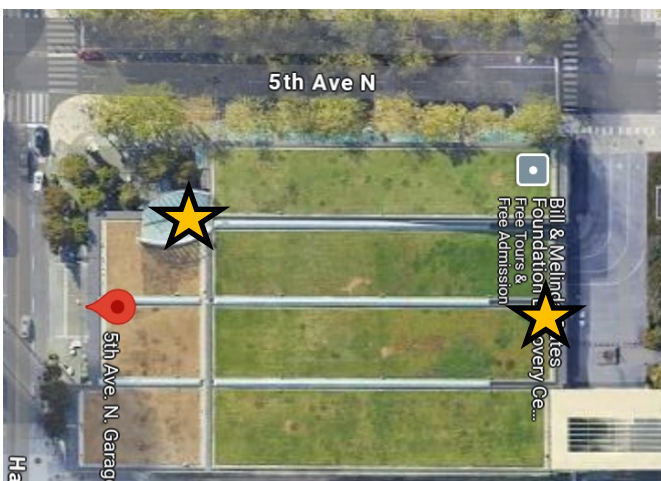
Getting to the Discovery Center

By Car

You can park in The Seattle Center Parking Garage which is located behind the Discovery Center. You can enter the garage from Republican Street or Harrison Street. The parking garage has elevators in the southwest corner of the garage and on the north end of the garage. Pricing may vary depending on Seattle Center events.

You may also find street parking nearby and use the Pay By Phone app where required.

A taxi can drop you off in front of the Gates Foundation entrance at 5th Avenue North and Republican Street.



Getting to the Discovery Center

By Bus

The bus stops are located north of the entrance of the Discovery Center. Both King County Metro lines 3 and 4 stop at 5th Avenue North and Republican Street.



Getting to the Discovery Center

By Light rail/Monorail

To take the light rail, ride the #1 line to Westlake Station. From Westlake Station you can ride the monorail to Seattle Center. The monorail will drop you off near the Museum of Pop Culture. The Discovery Center entrance is across the street at the corner of 5th Avenue North and Republican Street.



"Link 139A at SODO Station" by [SounderBruce](#) is licensed under [CC BY-SA 2.0](#).




"Seattle Monorail P7020045" by [Pentachlorphenol](#) is licensed under [CC BY-SA 4.0](#).

Entering the Discovery Center

The Discovery Center entrance is located at the corner of 5th Ave N and Republican St.

Enter through the double doors where you will be welcomed by a staff person. If you need assistance opening the doors there is a button to open the doors to the left of the entrance. There is no fee or tickets required to visit.

If you would like to leave a bag or coat, we provide free storage by the front desk.



Restrooms at the Discovery Center

To the left of the main desk you will find restrooms and water fountains. There is a list of words meaning toilet in different languages on the wall.




We offer an inclusive all gender restroom. We also have women's and men's restrooms. Both the men's and women's restrooms have buttons you can press to open the doors.



Wayfinding at the Discovery Center

The Discovery Center is one level. You can move through the space using the stairs. You can move through the space using the ramp.



Each gallery has a large name sign along the ramp.



Welcome Gallery - What will I see?

In the Welcome Gallery you can learn about the work of the Foundation through videos of people who work in education, agriculture and maternal health. You can also explore objects related to these areas.

This space has a small theater with several videos playing. These short videos are a good introduction to the work we do at the Foundation. All the videos are captioned.



Our Work – What will I see?

In this gallery you will see our permanent exhibits. These are always here and do not change. You can explore topics like U.S. education, agriculture and health. You will see objects, screens and keyboards. You can touch some objects and keyboards. You can watch videos to learn more about our work.



Special Exhibition - A Better Way to Go – What will I see?

To view the special exhibition start on the ramp to have the best experience.




This special exhibition is focused on sanitation. In the exhibition you will learn about the foundation's funding for making new toilets. You will see reinvented toilets, waste treatment tools and other ways to make the restroom better for all.



Theater – What will I see?

Our theater is next to the special exhibition room.



Our theater plays videos about the special exhibition. It can be loud when the video is playing. The lights do not dim. Sometimes we have exhibits in the theater.



Get Involved – What will I see?


The last gallery in the Discovery Center is called Get Involved. There are lots of things to do, touch and listen to.



You can also find a reading nook here. There is comfortable seating and books to read.



There is a quiet space located in this gallery. Feel free to ask a staff member to use the space if the door is locked.



Accessibility

The Discovery Center strives to make our space accessible for all. If you need any special accommodations, please notify the front desk or staff on the floor so they can better assist you. Check out our accessibility page to learn what we offer. <https://www.discovergates.org/visit/accessibility/>